



Park Glass CONTEMPORARY RANGE COMPOSITE DOOR ORDER FORM

CUSTOMER DETAILS

REF

REQ

Delivery Address
 (If different from invoice address)

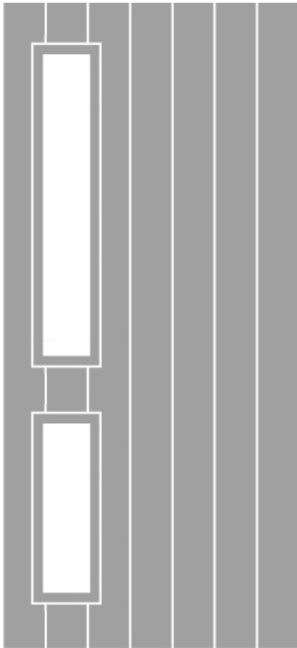
OUTER FRAME (White Only) Chamfered Sculptured

BEAD Chamfered Sculptured

FURNITURE COLOUR OPTIONS Brushed Chrome Polished Chrome (Not available on straight D Handle)

The list above outlines the furniture colour options available to select from.

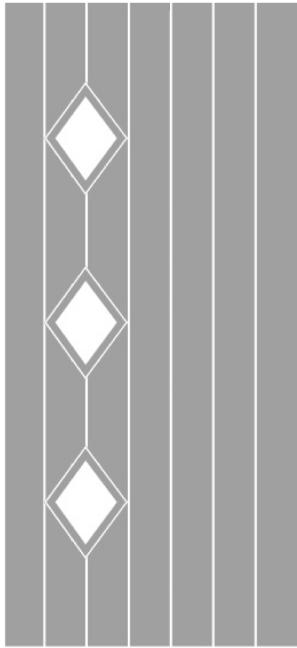
DOOR SLAB TYPE



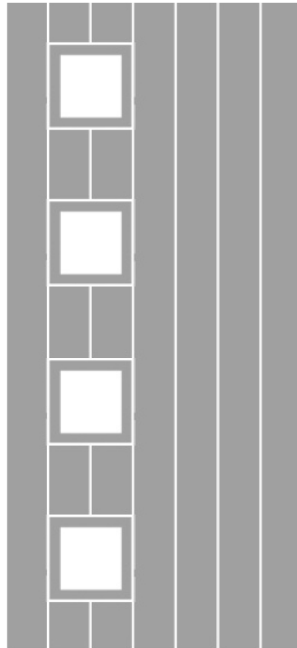
One



Two



Three



Four

PLEASE NOTE:

The handle is always fitted opposite the glazed areas. If a letterplate, knocker or spyhole is requested, it will always be supplied loose. Please also note that other furniture will not match the handle finish.

| | | SPECIAL INSTRUCTIONS | |
|---------------------|---|------------------------------|-----------------------|
| Viewed Outside Hung | LEFT / RIGHT | Cylinder | STANDARD / THUMB TURN |
| Width | mm | Lock | WIND KEY |
| Height | mm | Letterplate (Supplied Loose) | YES / NO |
| Slab Colour | EXT | Letterplate Colour | |
| | INT | Knocker (Supplied Loose) | YES / NO |
| Threshold | STD / LOW ALI | Knocker | WITH SPYHOLE |
| Cill | NONE / 85 / 150 / 165 / 180 | | WITHOUT SPYHOLE |
| Frame Extenders | Please indicate the size and the position | Knocker Colour | POLISHED CHROME |
| | | Glass Type | |
| Handle Type | BAR / STRAIGHT D / CURVED D | Obscure | |

Please proceed with the manufacture of the above products. All products are viewed from outside, overall heights include cill (if required). Overall width / height includes frame extensions.

SIGNATURE **PRINT NAME** **DATE** / /